

Profoil 861

FOR VAPOR CONTROL

DESCRIPTION

Profoil 861 is a heavyweight, reinforced vapor barrier with an aluminium foil core to give an exceptionally high vapor resistance. The aluminium foil is protected on both faces by polyethylene for corrosive situations such as chlorine in swimming pools.

MAIN USES

Profoil 861 is mainly used in the following areas:

- Metal Roof; Standing Seam Roof and Rail & Bracket Roof construction
- Behind aluminium, glass and stone cladding on building facades in lieu of traditional bituminous coatings.

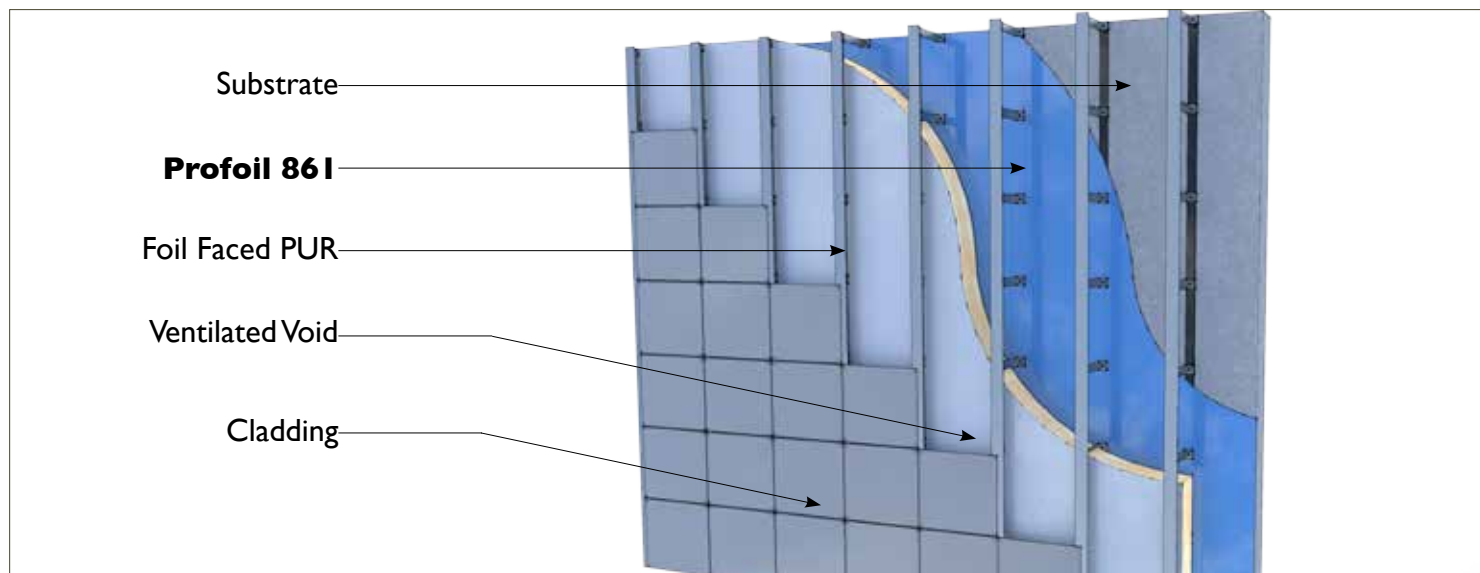

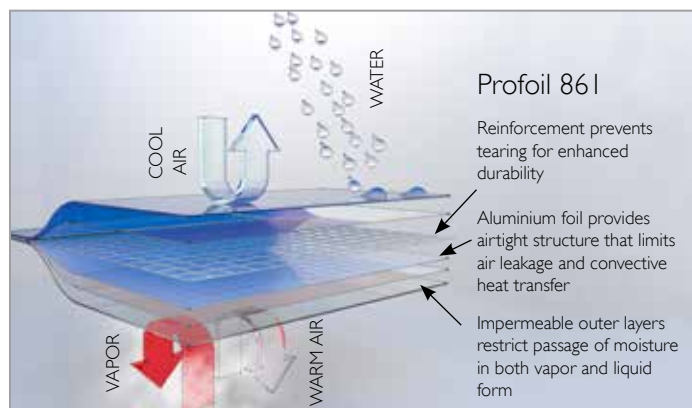
FEATURES and BENEFITS

- Reinforcement scrim provides additional toughness and resilience
- Impermeable to passage of moisture in both liquid and vapor form
- Airtight structure limits air leakage and convective heat transfer
- UV stable for exposures up to 8 weeks
- Unaffected by chlorine and other normal airborne pollutants
- Simple to install, overlap and patch

TECHNICAL DATA

Property		Result
Thickness		0.40mm
Weight		310 g/m ²
Colour		Blue / Silver
Tensile Strength	MD	7.3 kN/m
	XD	7.3 kN/m
Nail Tear	MD	215 N
	XD	182 N
Water vapor resistance:*		
MNs/g		44,600
Sd		8912m
Ng/Pa.s.m ²		0.022

*Independent Test Certification



Profoil 861

INSTALLATION

Preparation of the Substrate

Before installing Profoil 861, ensure that the surfaces to be covered are firmly fixed, clean and dry. Remove any protrusions and fill holes, gaps and cavities in concrete or masonry surfaces with a proprietary repair mortar and allow curing.

Weather Conditions

Laying the reinforced vapor barrier in high wind and heavy rain conditions is not recommended.

Fixing Details

Where the wall system doesn't use fixing rails, install Probond Tape vertically at centres no greater than 600mm, and then use a rubber roller over the tape to ensure strong adhesion to the substrate. Temporarily fix Profoil 861 against the substrate over the tape, again using a rubber roller to ensure that strong adhesion to the Probond Tape is achieved. Finally, mechanically fix Profoil 861, at the top and bottom of the roll, at no greater than 2m centres over the Probond tape.

Where there is a fixing rail, the membrane should be temporarily fixed in place to the substrate using vertical runs of Probond Tape, located at the same centres as the panel fixing rails. Use a rubber roller over the tape to ensure strong adhesion to the substrate. Temporarily fix Profoil 861 against the substrate over the tape, again using a rubber roller to ensure strong adhesion to the Probond Tape is achieved. When installing the panel fixing rails, use the previously installed Probond Tape as a guide and mechanically fix directly over to ensure the correct centres and provide an increased seal at these penetrations.

Laps

Lay the Reinforced Vapor Barrier flat and without wrinkles. Laps should be sealed with two continuous runs of 15mm wide Probond Tape. The minimum width of a lap should be 150mm. Profoil Tape should be utilised to seal down edge of lap.

Penetrations/Opening

The membrane should be cut and neatly formed around all openings and penetrations. The membrane should be made air and vapor tight with single-sided Profoil Tape.

Puncture Damage

Where puncture damage is unavoidable, apply a good sized patch of membrane (min. 150mm beyond damaged area) over the puncture, ensuring that there is a continuous bead of tape all the way around the hole. For small scuff type damage of less than 25mm, Profoil Tape may be used as an alternative.

Details

Attention to detail is important. The reinforced vapor barrier needs to be continuous, and particular care is required sealing around penetrations and at perimeters where roof and wall meets.

DELIVERY & SITE HANDLING

Profoil 861 is supplied in rolls of 2m x 50m.

Rolls of Profoil 861 are supplied to site with a label clearly identifying product name and grade. Rolls should be stored flat or upright on a clean, level surface and kept under cover.

Accessories:

Probond Tape: Supplied in rolls of 15mm x 22.5m.

Approximate usage rate: 5 rolls per roll of membrane for laps.

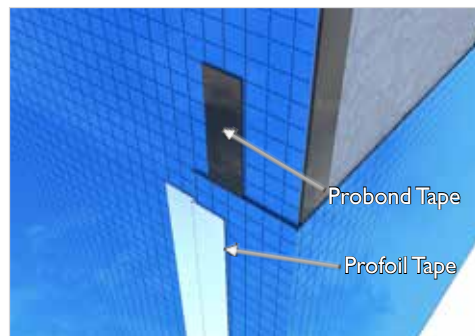
Profoil Tape: Supplied in rolls of 100mm x 45m.

Approximate usage rate: 5 rolls per 3 rolls of membrane.


HEALTH & SAFETY

There are no health and safety hazards associated with normal usage of Profoil 861.

For further information and details refer to the MSDS of the product.




Corner Joint



Lap joint detail



Fixing detail



Temporary fixing



Download a brochure from our website...

www.proctorgroup.com

